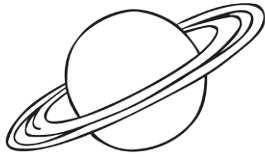




Spelling, Punctuation and Grammar Guide






Spelling, Punctuation and Grammar (SPaG)

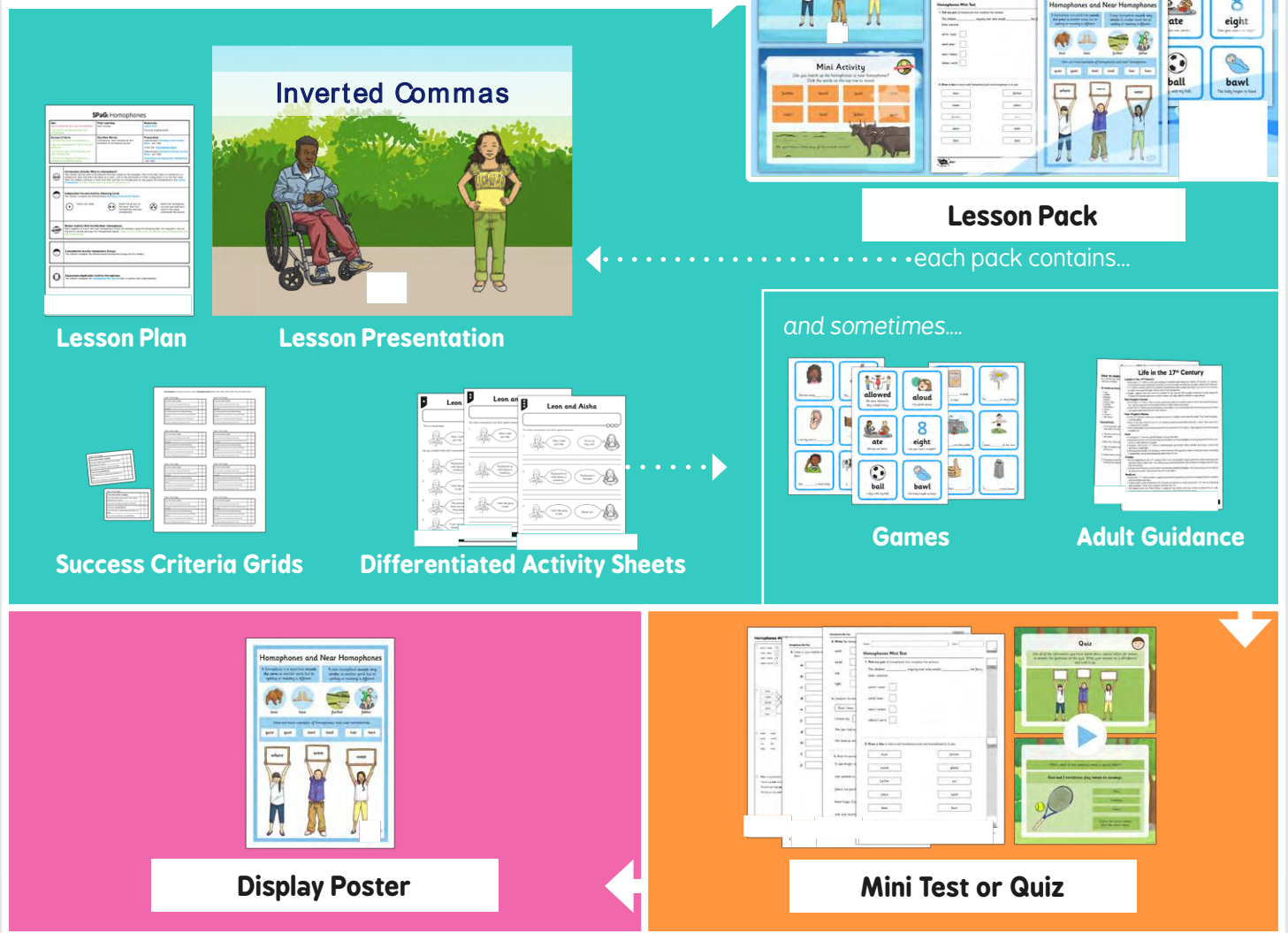
Our scheme of work for the 2014 UK National Curriculum for Spelling, Punctuation and Grammar.

To help you save time we have put together complete lesson packs for the 2014 curriculum. These packs have been developed by teachers and designed by our creative team to provide you with everything you need to teach the spelling, punctuation and grammar objectives in one handy download.

Each lesson pack includes a detailed lesson plan, a lesson presentation, creative differentiated lesson activities and an assessment activity. A handy poster is also included for display purposes.



SPaG Lesson Packs



The Learning Sequence

Each SPaG Lesson Plan Consists of 5 Sections

The first three sections, **Introductory Activity**, **Independent Focused Activity** and **Review Activity** function either together as a complete lesson plan, or as stand-alone learning activities for small group intervention or morning work.

Two additional activities, the **Consolidation Activity** and **Assessment/Application Activity**, have also been added for extra exploration of the learning aim.

Option One

1. Introductory Activity
2. Independent Focused Activity
3. Review Activity
4. Consolidation Activity
5. Assessment/Application Activity

Option Two

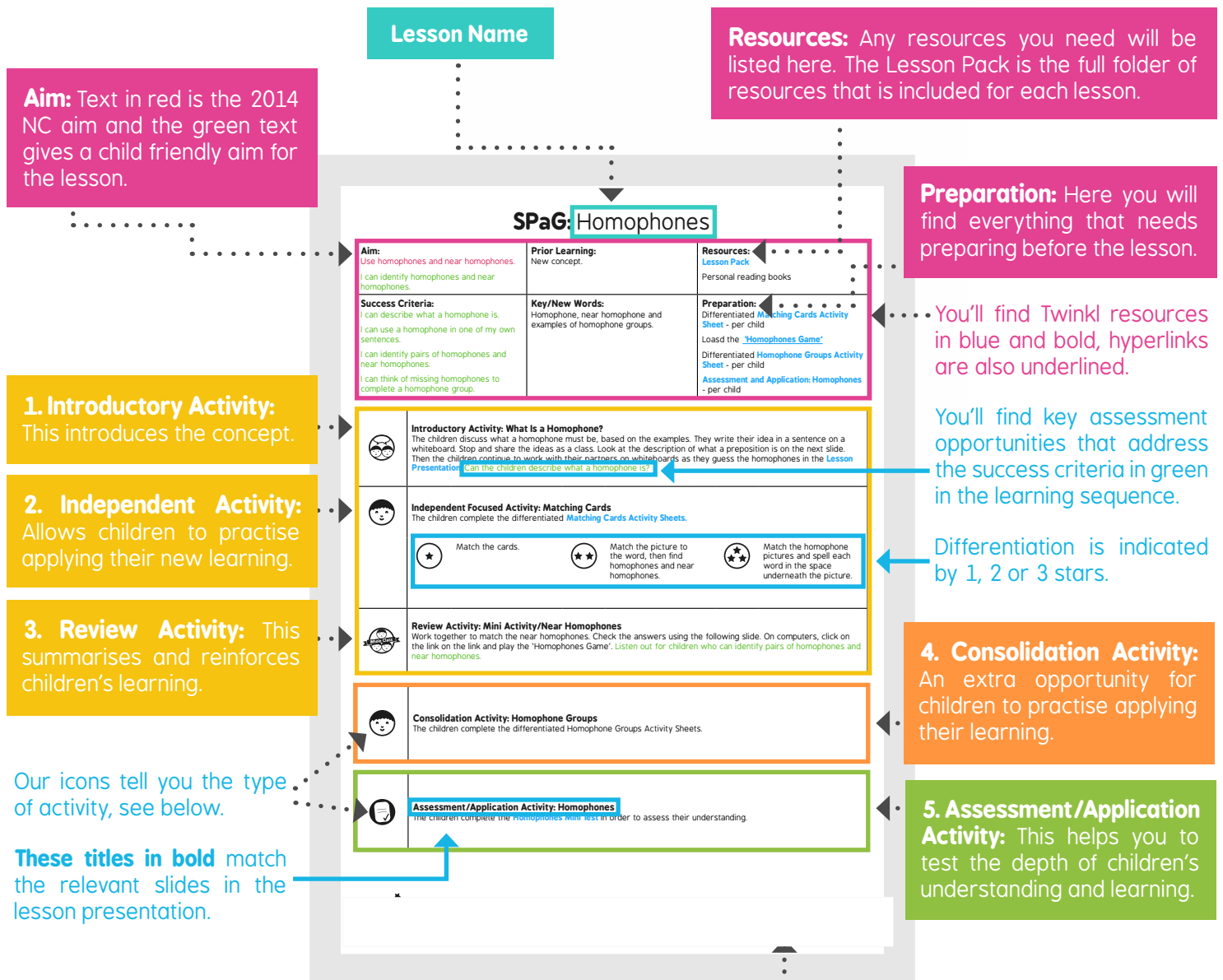
1. Introductory Activity
2. Independent Focused Activity
3. Review Activity
4. Consolidation Activity
5. Assessment/Application Activity

Option Three

1. Introductory Activity
2. Independent Focused Activity
3. Review Activity
4. Consolidation Activity
5. Assessment/Application Activity

What Goes into a SPaG Plan?

Each lesson pack contains a lesson plan as a pdf document. Text can be copied from the plan to your own lesson planning format. Our SPaG lessons are split into five different sections to offer maximum flexibility to suit your needs.



SPaG Plan Icons

| | | | | | | | |
|-----------------|-----|--|------|--|------------|--|---------------|
| | Low | Medium | High | | | | |
| Differentiation | | | | | Individual | | Talk Partners |
| Assessment | | Or look for green text in the learning sequence. | | | Pairs | | Teacher Led |
| | | | | | Group Work | | Whole Class |

What Goes into a SPaG Presentation?

Each lesson pack has a lesson presentation, available as a PowerPoint or interactive whiteboard file. The presentation frames the learning sequence, providing information, posing questions and setting tasks.

Each presentation has the same 3 slides at the beginning;



Slide One: Planit title slide with the subject and the unit title. The footer of the slide will match the lesson plan.



Slide Two: Child-friendly title slide. You might choose to start your lesson with this slide.



Slide Three: Contents slide that links directly to each section of the presentation.

Slide titles in the lesson presentation correspond with the bold titles in the learning sequence in the lesson plan.

You'll find the corresponding icon in the top right-hand corner. There is a key to the icons at the bottom of the page.

Every presentation will start and finish with the success criteria slide to help facilitate the children's assessment.

Lesson Presentation Icons



Individual



Group Work



Talk Partners



Pairs



Whole Class



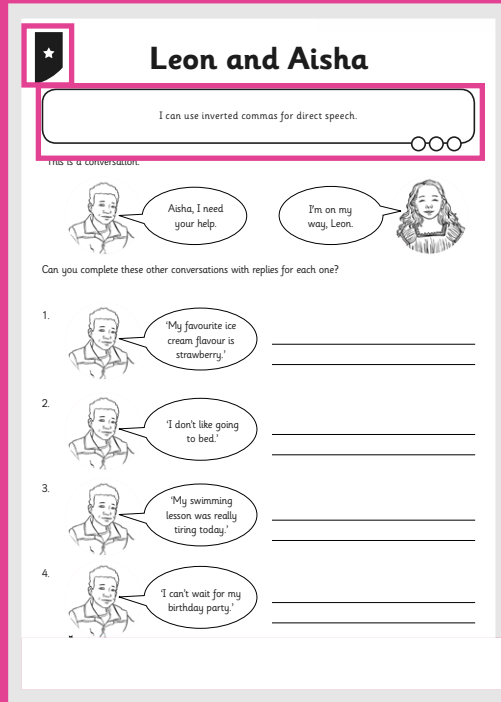

Assessment

Our Activity Sheets

Our activity sheets are provided in .pdf format and .doc format.

Differentiation is indicated by the star system.

Activity Sheet Icons




←... The lesson aim is already typed in this box. An editable blank version is also provided. The three circles are for optional self or teacher assessment.

E.g. traffic light colours or shading 1, 2 or 3.

←... The footer will let you know which unit and lesson the activity sheet is from.

What is SPaG Adult Guidance?

Adult guidance provides teachers with background knowledge and information to assist with the lesson. The type of guidance in the pack will depend on the lesson content.



SPaG Assessment

In addition to the lesson plan, presentation and activity sheets, all Planit SPaG lesson packs will contain success criteria grids for easy assessment. The **Application and Assessment Activity** provides a test for Years Two to Six, whilst Year One packs include a quiz or game. Application activities add an opportunity for children to demonstrate their newly acquired SPaG skills.



Mini Test

Quiz or Game

Success Criteria Grids

Meet the Teacher Team behind PlanIt.

Helen

From an inner-city school in London to a village school in Yorkshire, Helen is a former SENCo who has enjoyed 13 years teaching Years 2 to 6 focusing on a creative, cross-curricular approach.



Gemma

With 13 years experience as a primary teacher, Gemma has led Science, Design and Technology and Healthy Schools. She has a passion for igniting learning through a hands-on approach.



Helen

With a commitment to valuing the Visual Arts within the primary classroom and beyond, Helen strives to bring innovation and creativity across the curriculum, particularly in English and History.



Tarjinder

Tarjinder has 10 years teaching experience in inner-city Birmingham, Leicester and London. She has been a subject leader in History and Computing, and has a passion for Geography and RE.



Tim

Tim has worked in primary schools in London, Cyprus and Sheffield as a headteacher, teacher and IT technician. He has expertise in Maths, Science and Computing and enjoys children's literature.



Victoria

Vicky is an experienced teacher who has taught across both key stages. English, History and PE are her passions and she enjoys planning activities which are fun, lively and engaging.



Dawn

Before retiring from teaching after 34 years, Dawn's final role was as associate headteacher of a multicultural school. She loves bringing fun into the classroom, especially through games and role play.



Emma

Emma is a talented artist who brings her creative skills to teaching. She loves coming up with new, exciting and innovative ideas to inspire learning, particularly in KS1 and EYFS.



Liz

Currently enjoying a post in KS2, Liz has 20 years experience teaching in a variety of settings. She loves inspiring children to be enthusiastic about new languages.



Jemma

An experienced SEN teacher and SENCo in KS1-3, Jemma has an MA Diploma in SEN and expertise in Geography, English and PSHE. She loves visual resources and sign language.



Steve

With 15 years primary teaching experience, Steve has enjoyed roles in Senior Leadership, assessment and mentoring. Specialising in English and Computing, he is also an author and school governor.



Sue

Sue has experience in teaching from EYFS to KS3, in very small schools, larger primary and middle schools and in the independent sector. She has expertise in Humanities and Computing.



Leeanne

Experienced across the primary phase, Leeanne has an enthusiasm for literature and art. She is dedicated to promoting active and creative learning for children of all ages and abilities.



Helen

Helen is an experienced teacher, passionate about inspiring children through creative and engaging activities. She has enjoyed leading and developing specialisms in Science, History and KS2 assessments.



Jo

Jo is an experienced primary teacher with a master's degree in Effective Teaching and Learning. She is passionate about helping all children achieve their full potential.



Ellen

Working in both key stages for nearly a decade in schools across London, Ellen is keen to inspire a culture of learning through her love of the Arts.



Be kind to yourself, you're doing wonderfully.